

QMC dissociation energies of three-electron hemibonded radical cation dimers ... and water clusters

Idoia G. de Gurtubay

TCM group. Cavendish Laboratory

University of Cambridge



Outline

- Outline

- Motivation

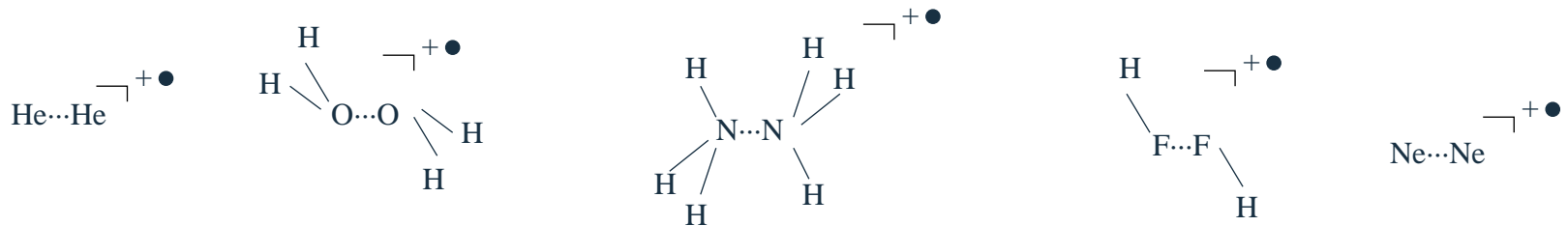
- Results

- Conclusion

1. Two-center three-electron-bond radical cations

- He, H₂O, NH₃, HF, Ne

- Hemibonded



- $A_2^{+\bullet} \rightarrow A + A^{+\bullet}$

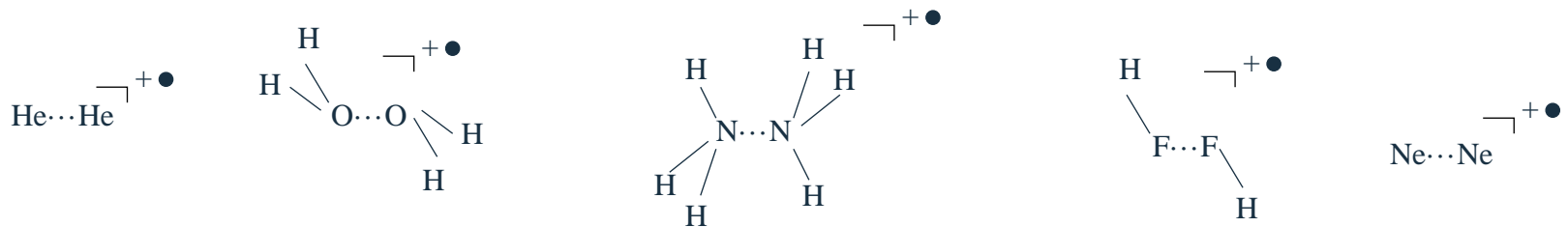
Outline

- Outline
- Motivation
- Results
- Conclusion

1. Two-center three-electron-bond radical cations

■ He, H₂O, NH₃, HF, Ne

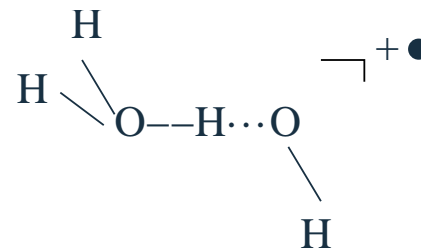
■ Hemibonded



■ $A_2^{+\bullet} \rightarrow A + A^{+\bullet}$

2. Water radical

■ Hemibonded and proton transferred structures



Outline

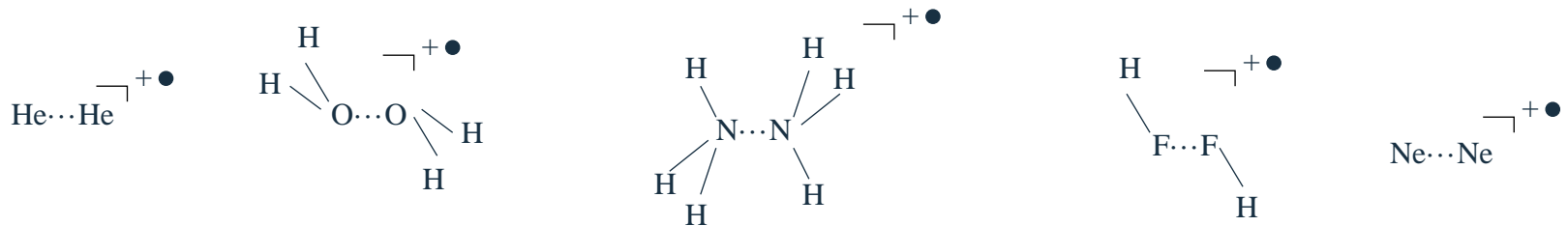
- Outline

- Motivation
- Results
- Conclusion

1. Two-center three-electron-bond radical cations

- He, H₂O, NH₃, HF, Ne

- Hemibonded



- $A_2^{+\bullet} \rightarrow A + A^{+\bullet}$

2. Water radical

- Hemibonded and proton transferred structures

3. Water clusters

- Dimer: $(H_2O)_2 \rightarrow 2H_2O$

- Trimer: $(H_2O)_3 \rightarrow 3H_2O$

Why the 3 electron hemibonded systems?

■ $A \dots A^+ \bullet$

- ◆ 2 electrons in a bonding state
- ◆ 1 electron in an antibonding state

- Outline
- Motivation
- Results
- Conclusion

Why the 3 electron hemibonded systems?

- Outline
- Motivation
- Results
- Conclusion

- $A \dots A^{+\bullet}$
 - ◆ 2 electrons in a bonding state
 - ◆ 1 electron in an antibonding state

- Failure of standard DFT: overestimation of the stability of $A_2^{+\bullet}$
 - ◆ Self-interaction error (inaccurate XC functionals)
 - 1 e^- system: XC functionals do not obey
$$E_C=0; E_X = -E_H$$
 - ◆ Self-interaction corrections

Why the 3 electron hemibonded systems?

- Outline
- Motivation
- Results
- Conclusion

- $A \dots A^{+\bullet}$
 - ◆ 2 electrons in a bonding state
 - ◆ 1 electron in an antibonding state
- Failure of standard DFT: overestimation of the stability of $A_2^{+\bullet}$
 - ◆ Self-interaction error (inaccurate XC functionals)
 - 1 e^- system: XC functionals do not obey
$$E_C=0; E_X = -E_H$$
 - ◆ Self-interaction corrections
- MP2, MP4, CI, CCSD(T)
 - ◆ Basis set limit problem
 - ◆ Accurate dissociation energies for small systems

QMC calculations for A_2^+

■ How good is QMC?

- ◆ Benchmark: experiment and CCSD(T)
- ◆ Good test for pseudopotentials

- Outline
- Motivation
- Results
- Conclusion

QMC calculations for $A_2^{+\bullet}$

- Outline
- Motivation
- Results
- Conclusion

■ How good is QMC?

- ◆ Benchmark: experiment and CCSD(T)
- ◆ Good test for pseudopotentials



■ Slater-Jastrow trial wave function

- ◆ Hartree-Fock single-particle orbitals using Gaussian basis sets (CCSD(T) geometries)
- ◆ Jastrow factor

■ All electron

■ Pseudopotential

Helium: $\text{He}_2^{+\bullet} \rightarrow \text{He} + \text{He}^{+\bullet}$

Total energies (Ha)

		He	$\text{He}^{+\bullet}$	$\text{He}_2^{+\bullet}$
AE	HF	-2.86165	-1.99997	-4.93281
	VMC	-2.90360(6)	-1.99997(4)	-4.9899(4)
	DMC	-2.903724(8)	-2.00000(1)	-4.99416(6)
Psp	HF	-2.86017	-1.99785	-4.92923
	VMC	-2.90189(6)	-1.99814(7)	-4.98968(7)
	DMC	-2.90229(1)	-1.99827(1)	-4.99046(4)

% correlation energy


	He	$\text{He}_2^{+\bullet}$
AE	99.7	93.1
pseudo	99.1	98.7

Helium: $\text{He}_2^{+\bullet} \rightarrow \text{He} + \text{He}^{+\bullet}$

Total energies (Ha)

		He	$\text{He}^{+\bullet}$	$\text{He}_2^{+\bullet}$	D_e (kcal/mol)
AE	HF	-2.86165	-1.99997	-4.93281	44.67
	VMC	-2.90360(6)	-1.99997(4)	-4.9899(4)	54.1(3)
	DMC	-2.903724(8)	-2.00000(1)	-4.99416(6)	56.75(4)
Psp	HF	-2.86017	-1.99785	-4.92923	44.68
	VMC	-2.90189(6)	-1.99814(7)	-4.98968(7)	56.26(7)
	DMC	-2.90229(1)	-1.99827(1)	-4.99046(4)	56.41(3)

	D_e (kcal/mol)
BLYP	83.30
B3LYP	77.38
CCSD(T)	56.04
SS(a=0.2)	54.94
Exp	56.94



Total energies (Ha)

		H_2O	$\text{H}_2\text{O}^{+\bullet}$	$(\text{H}_2\text{O})_2^{+\bullet}$
AE	HF	-76.0587	-75.6580	-151.7430
	VMC	-76.324(5)	-75.905(2)	-152.257(7)
	DMC	-76.42102(4)	-75.9538(2)	-152.4341(3)
Psp	HF	-16.8947	-16.4954	-33.4202
	VMC	-17.182(2)	-16.723(2)	-33.947(3)
	DMC	-17.20634(2)	-16.7389(2)	-34.00614(8)

% correlation energy

	H_2O	$\text{H}_2\text{O}^{+\bullet}$	$(\text{H}_2\text{O})_2^{+\bullet}$
AE	73.2	83.5	74.4
pseudo	92.1	93.4	89.9



Total energies (Ha)

		H_2O	$\text{H}_2\text{O}^{+\bullet}$	$(\text{H}_2\text{O})_2^{+\bullet}$	D_e (kcal/mol)
AE	HF	-76.0587	-75.6580	-151.7430	45.24
	VMC	-76.324(5)	-75.905(2)	-152.257(7)	29.5
	DMC	-76.42102(4)	-75.9538(2)	-152.4341(3)	37.2(2)
Psp	HF	-16.8947	-16.4954	-33.4202	46.74
	VMC	-17.182(2)	-16.723(2)	-33.947(3)	26.4
	DMC	-17.20634(2)	-16.7389(2)	-34.00614(8)	38.2(1)

	H_2O	D_e (kcal/mol)
CCSD(T)-R12	-76.437333	BLYP 52.43
CCSD(T) CBS limit	-76.439(2)	B3LYP 59.69
DMC	-76.4207(2)	MP2/QZ 38.05
Experiment	-76.438	CCSD(T) 39.2;40.75
		SS(a=0.2) 41.43

Ammonia. $(\text{NH}_3)_2^{+\bullet} \rightarrow \text{NH}_3 + \text{NH}_3^{+\bullet}$

Total energies (Ha)

		NH_3	$\text{NH}_3^{+\bullet}$	$(\text{NH}_3)_2^{+\bullet}$
AE	HF	-56.2188	-55.9028	-112.1517
	VMC	-56.474(4)	-56.109(3)	-112.636(5)
	DMC	-56.55028(7)	-56.17563(6)	-112.78082(3)
Psp	HF	-11.4581	-11.1434	-22.6327
	VMC	-11.711(2)	-11.340(1)	-23.097(2)
	DMC	-11.730147(3)	-11.35668(2)	-23.14230(8)

% correlation energy

	NH_3	$\text{NH}_3^{+\bullet}$	$(\text{NH}_3)_2^{+\bullet}$
AE	77.0	75.6	77.0
pseudo	93.0	92.2	91.1

Ammonia. $(\text{NH}_3)_2^{+\bullet} \rightarrow \text{NH}_3 + \text{NH}_3^{+\bullet}$

Total energies (Ha)

		NH_3	$\text{NH}_3^{+\bullet}$	$(\text{NH}_3)_2^{+\bullet}$	D_e (kcal/mol)
AE	HF	-56.2188	-55.9028	-112.1517	18.89
	VMC	-56.474(4)	-56.109(3)	-112.636(5)	33(3)
	DMC	-56.55028(7)	-56.17563(6)	-112.78082(3)	34.46(5)
Psp	HF	-11.4581	-11.1434	-22.6327	19.58
	VMC	-11.711(2)	-11.340(1)	-23.097(2)	29(2)
	DMC	-11.730147(3)	-11.35668(2)	-23.14230(8)	34.81(5)

	D_e (kcal/mol)
BLYP	48.55
B3LYP	44.21
MP2/6-311G**	38.05
CCSD(T)	36.34
SS(a=0.2)	34.61

Hydrogen Fluoride. $(\text{HF})_2^{+\bullet} \rightarrow \text{HF} + \text{HF}^{+\bullet}$

Total energies (Ha)

		HF	$\text{HF}^{+\bullet}$	$(\text{HF})_2^{+\bullet}$
AE	HF	-100.06079	-99.53669	-199.61933
	VMC	-100.335(6)	-99.787(6)	-200.182(9)
	DMC	-100.44162(7)	-99.84915(7)	-200.3506(1)
Psp	HF	-24.51781	-23.99394	-48.53175
	VMC	-24.805(3)	-24.216(3)	-49.050(4)
	DMC	-24.82861(2)	-24.23526(2)	-49.11834(6)

% correlation energy


	HF	$\text{HF}^{+\bullet}$	$(\text{HF})_2^{+\bullet}$
AE	72.0	80.1	76.9
pseudo	92.4	92.0	88.3

Hydrogen Fluoride. $(\text{HF})_2^{+\bullet} \rightarrow \text{HF} + \text{HF}^{+\bullet}$

Total energies (Ha)

		HF	$\text{HF}^{+\bullet}$	$(\text{HF})_2^{+\bullet}$	D_e (kcal/mol)
AE	HF	-100.06079	-99.53669	-199.61933	13.71
	VMC	-100.335(6)	-99.787(6)	-200.182(9)	37.65060
	DMC	-100.44162(7)	-99.84915(7)	-200.3506(1)	37.5(1)
Psp	HF	-24.51781	-23.99394	-48.53175	12.55
	VMC	-24.805(3)	-24.216(3)	-49.050(4)	18.19779
	DMC	-24.82861(2)	-24.23526(2)	-49.11834(6)	34.18(4)

	D_e (kcal/mol)
BLYP	68.80
B3LYP	58.50
MP2/6-311G**	43.05
CCSD(T)	40.22
SS(a=0.2)	46.33



Total energies (Ha)

		Ne	$\text{Ne}^{+\bullet}$	$\text{Ne}_2^{+\bullet}$
AE	HF	-128.539306	-127.816842	-256.358275
	VMC	-128.895(7)	-128.089(7)	-257.00(1)
	DMC	-128.92554(7)	-128.12954(6)	-257.0946(2)
Psp	HF	-34.610135	-33.887225	-68.500548
	VMC	-34.883(3)	-34.094(3)	-68.995(5)
	DMC	-34.9066(3)	-34.11083(3)	-69.05587(7)

% correlation energy

	Ne	$\text{Ne}^{+\bullet}$	$\text{Ne}_2^{+\bullet}$
AE	92.1	87.0	87.0
pseudo	92.0	92.4	89.0



Total energies (Ha)

		Ne	$\text{Ne}^{+\bullet}$	$\text{Ne}_2^{+\bullet}$	D_e (kcal/mol)
AE	HF	-128.539306	-127.816842	-256.358275	1.33
	VMC	-128.895(7)	-128.089(7)	-257.00(1)	10
	DMC	-128.92554(7)	-128.12954(6)	-257.0946(2)	24.8(1)
Psp	HF	-34.610135	-33.887225	-68.500548	2.00
	VMC	-34.883(3)	-34.094(3)	-68.995(5)	11(4)
	DMC	-34.90660(3)	-34.11083(3)	-69.05587(7)	24.12(5)

	D_e (kcal/mol)
BLYP	75.41
B3LYP	60.54
MP2/6-311G**	31.72
CCSD(T)	30.87
SS(a=0.2)	47.95

Summary for hemibonded systems

- QMC works well for the D_e of 3-electron hemibonded systems
 - ◆ Consistent values between QMC and existing CCSD(T) calculations
 - ◆ AE and pseudopotential calculations are in good agreement



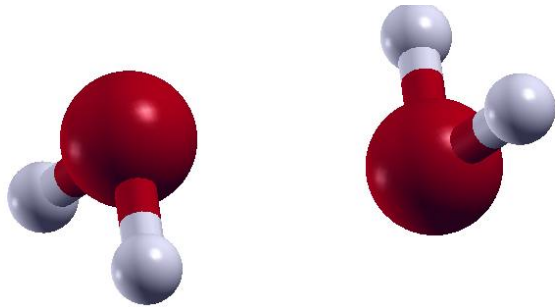
Very good quality of the pseudopotentials used



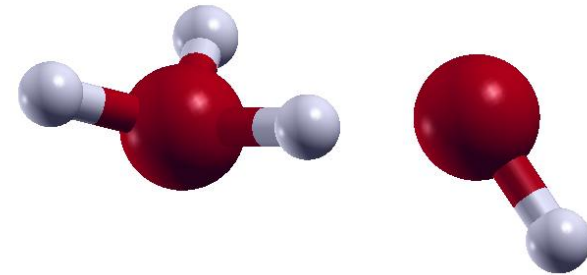
Useful for larger systems

Water radical: $(\text{H}_2\text{O})_2^{+\bullet}$

Hemibonded structure

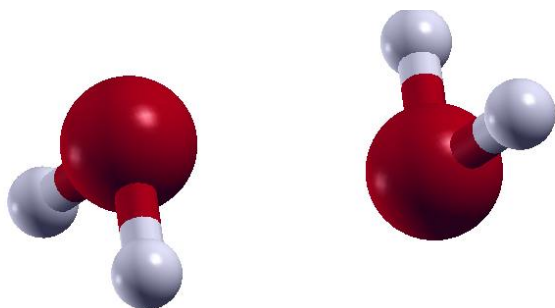


Proton transferred structure



Water radical: $(\text{H}_2\text{O})_2^{+\bullet}$

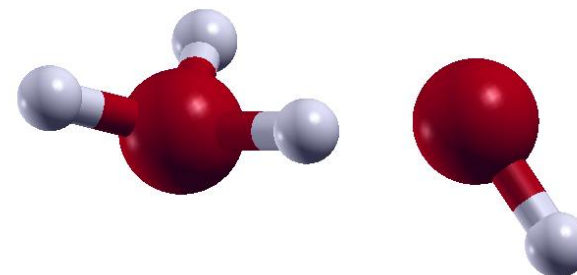
Hemibonded structure



$$E_{\text{DMC}} = -152.4341(3) \text{ Ha}$$

$$E_{\text{CCSD(T)}} = -152.2847 \text{ Ha}$$

Proton transferred structure



$$E_{\text{DMC}} = -152.4496(2) \text{ Ha}$$

$$E_{\text{CCSD(T)}} = -152.2967 \text{ Ha}$$

	Δ (kcal/mol)
DFT	-5.1
MP4	8.9
CCSD(T) extr	7.7
DMC (AE)	9.7(2)
DMC (Psp)	10.13(8)

Slightly different geometry:

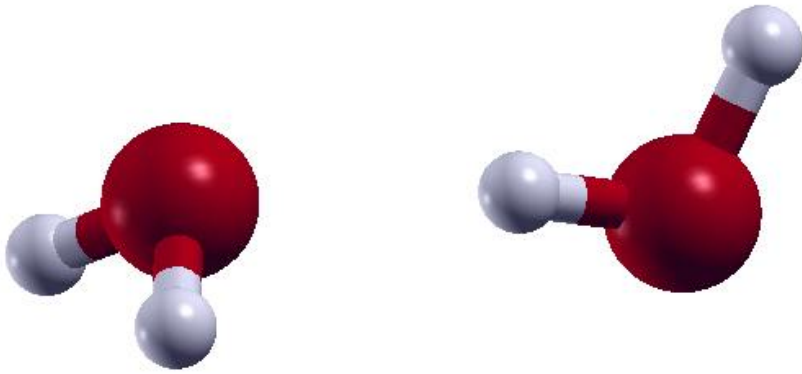
	Δ (kcal/mol)
DMC (AE)	14.8 (5)
DMC (Psp)	14.6 (2)

Water clusters

- Outline
- Motivation
- Results
- Conclusion

- A lot of literature
 - ◆ HF: with increasing basis sets
 - ◆ DFT: several XC functionals
 - ◆ MP2: extrapolating to the Complete Basis Set (CBS) limit
 - ◆ CCSD(T)
- Basis Set Superposition Error: artificially lowers the energy of the monomer
- CP correction (undercorrection)
- Open to experimental verification (except for the dimer)

Water dimer: $(\text{H}_2\text{O})_2$



Water dimer: $(\text{H}_2\text{O})_2$

	geometry	H_2O	$(\text{H}_2\text{O})_2$	D_e (kcal/mol)
AE	HF	-76.0587	-152.124689	4.57
	VMC	-76.324(5)	-152.699(7)	32
	DMC	-76.42102(4)	-152.85151(9)	5.94(7)
Psp	HF	-16.8947	- 33.80119	7.40
	VMC	-17.182(2)	- 34.367(3)	6
	DMC	-17.20634(2)	- 34.42132(3)	5.41(3)

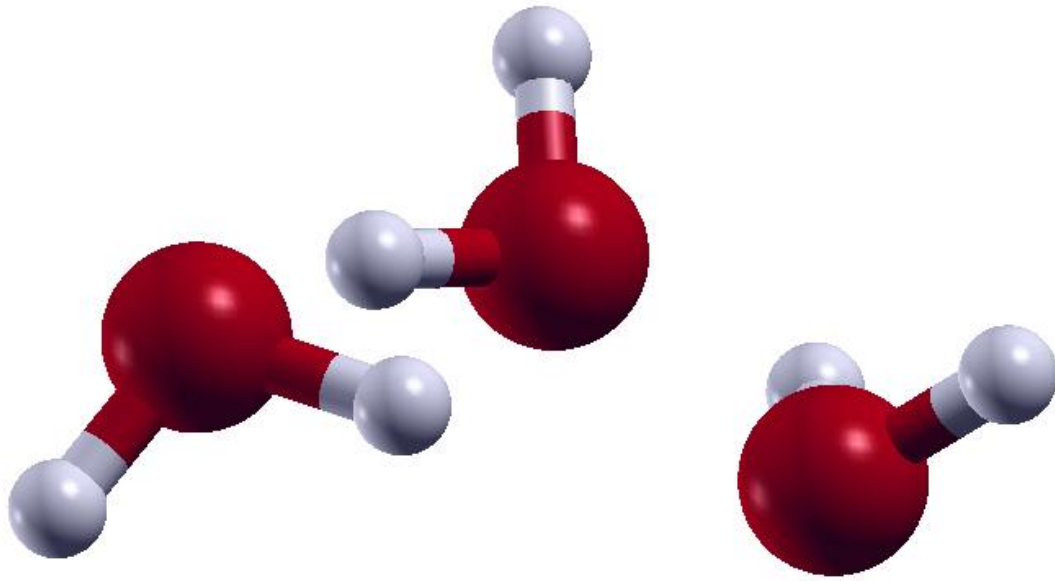
% correlation energy

	H_2O	$(\text{H}_2\text{O})_2$
AE	73.2	79.0
pseudo	92.1	91.2

D_e (kcal/mol)

CCSD(T)	5.04(5)
MP2 CBS	5.00
DFT BLYP	4.3
DFT GGA	5.55
Experiment	5.44±0.7

Water trimer: $(\text{H}_2\text{O})_3$



Water trimer: (H₂O)₃

geometry		H ₂ O	(H ₂ O) ₃	D _e (kcal/mol)
AE	HF	-76.0587	-228.1927	10.41
	VMC	-76.324(5)	-229.032(9)	37.6
	DMC	-76.42102(4)		
Psp	HF	-16.8947	-50.7077	14.80
	VMC	-17.182(2)	-51.569(3)	14.4
	DMC	-17.20634(2)	-51.64487(6)	16.22(6)

% correlation energy

	H ₂ O	(H ₂ O) ₃
AE	73.2	
pseudo	92.1	91.9

D_e (kcal/mol)

MP2 6Z	15.91
MP2 est	15.9(2)
DFT BLYP	13.7

Conclusion

- Outline
- Motivation
- Results
- Conclusion

- QMC calculations on the dissociation energy of
 - ◆ Hemibonded He, H₂O, NH₃, HF, Ne radical dimers
 - ◆ Hemibonded and H-bonded water radicals
 - ◆ Water dimer and trimer
- Accurate results wrt experiment and quantum chemistry calculations
- Pseudopotential and AE calculations agree



⇒ use QMC with pseudopotentials for larger systems

What next?

- Outline
- Motivation
- Results
- Conclusion

- Multideterminants
- Backflow
- Orbital optimization
- ...

Acknowledgments...

- Special thanks to Andrea, Mike and Neil for answering (soooooo patiently) all my questions about CRYSTAL and CASINO

- Financial support from the Basque Government through Research Fellowship BFI 04/183

- Calculations were performed at the Cambridge-Cranfield High Performance Computing Facility

- Outline
- Motivation
- Results
- Conclusion